


**SUBARU IMPREZA (WRX/STI) STAGE OG
ENGINE: EJ20/EJ25**
TD05H-06*18G-8
Features:

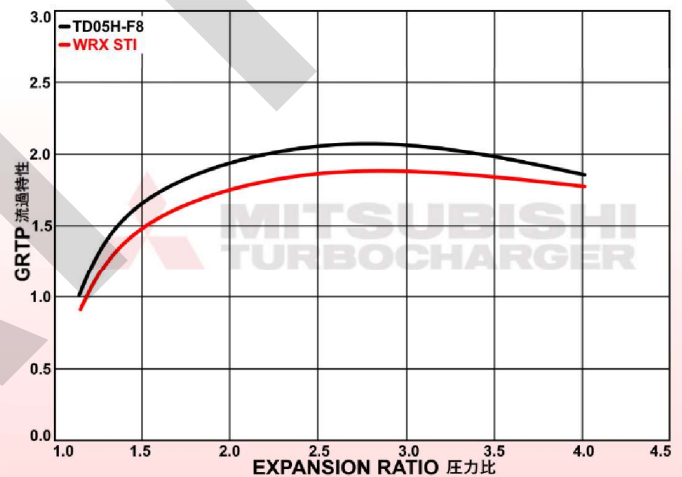
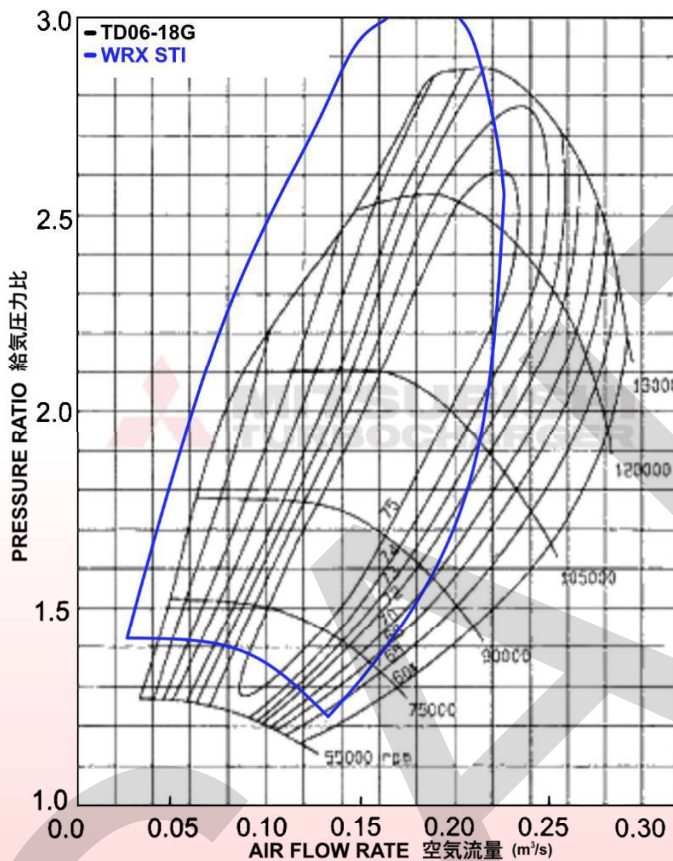
- "Stage OG" previous variation
- Legendary 18G cast compressor wheel design
- 60mm compressor inlet

Peak Power Output:

- 470HP / 350KW


Note:

- Oil cooling only. M10 oil inlet.



| Part Number | Compressor Wheel | | | Turbine Wheel | | | Turbine Housing | | |
|-------------|------------------|--------------|------|---------------|--------------|----------|-------------------------|-----------|----------|
| | Inducer (mm) | Exducer (mm) | Type | Inducer (mm) | Exducer (mm) | Material | Area (cm ²) | WG Ø (mm) | Material |
| 49S78-05400 | 50.43 | 68 | G | 56 | 49.1 | 713C | 8 | 33 | HISI-DUC |

Note:

Off-Road Competition Use ONLY.